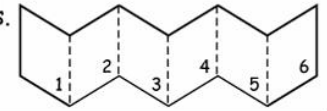


# Make Your Own Mini Book!





1. Cut out the two strips on the heavy lines.
2. Tape or glue the ends together to make one long strip.
3. Fold back and forth on the dotted lines.

4. Add your own words and color the pictures.
5. See the book that YOU made!



See the  
**Dog**  
and the  
**Bear**  
A mini book  
by \_\_\_\_\_

1



Tape or glue this end  
to the back of page 3